

**Ozarks  
Gunsmithing  
Company**  
offers several  
brochures and  
flyers written to  
be informative  
and educational  
on various gun  
topics.

**Available Topics are:**


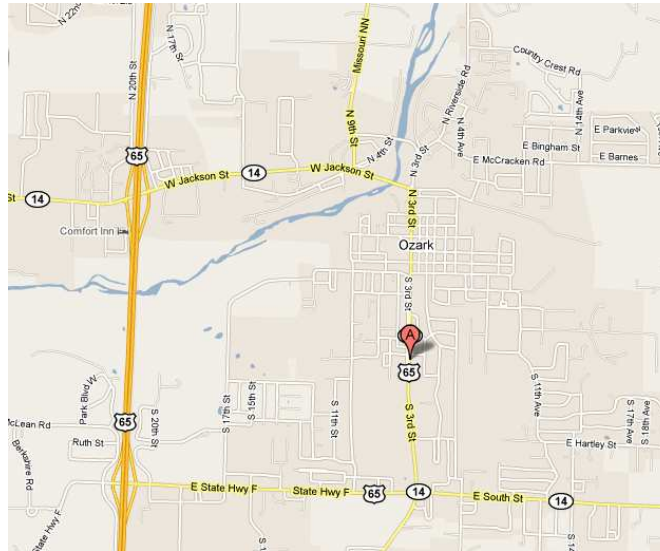
- Fix All Your Guns
- Cleaning
- Firearm Restoration
- Bluing, Parkerizing, and Coatings
- Firearm Enhancement
- CCW Guide
- Sights and Scopes
- Estate/Consignment Firearms

Other topics will be covered as our customers ask more questions and need to have straight up answers based upon our decades of experience.

Always feel free to ask questions. We really do not consider any question a dumb one.

## *Easy Access*


Located in **Ozark, Missouri** with easy access from Highway 65, Highway 14, and Highway F. on Business 65 or South 3rd Street.



1018 S. 3rd Street  
Ozark, MO 65721  
417.343.7579  
[www.ozarksgunsmithing.com](http://www.ozarksgunsmithing.com)  
[gunsmith@ozarksgunsmithing.com](mailto:gunsmith@ozarksgunsmithing.com)

**Good Old  
Fashioned  
Service !**

**What **NOT** to do to  
Your  
Firearm!**



**Repair  
ALL of your  
Firearms!**



1018 S. 3rd Street  
Ozark, MO 65721  
417.343.7579  
[www.ozarksgunsmithing.com](http://www.ozarksgunsmithing.com)  
[gunsmith@ozarksgunsmithing.com](mailto:gunsmith@ozarksgunsmithing.com)

## *Over the Years*

Over many years, the staff of Ozarks Gunsmithing has seen a myriad of firearm problems, break-ages, and malfunctions. Unfortunately many of these issues were caused by firearm misunderstandings by the operator or simply bad advice by well meaning friends. In this brochure, we will attempt to inform you of the most prevalent issues we have seen.

**Over Lubrication** - With the exception of AK/SKS profile firearms, firearms are manufactured not to require a great deal of lubrication. Generally a light film on all moving parts or friction loading surfaces. Often, new fire arms are shipped packed in heavily oiled plastic. This is only for purposes of shipping and possible rust prevention should the firearm be stored for a long period. The firearm should be completely disassembled and cleaned by a gunsmith prior to firing the weapon. Not doing so will cause future problems in feeding, extraction, and potentially actual firing. There are many products commercially available for proper lubrication. However, the firearm **MUST** be thoroughly cleaned before application. We refer you to our Definition Brochure on cleaning your firearm. Over lubrication, improper cleaning, or improperly applied lubrication is a major cause of firearm failure causing the shooter frustration and expense. Always read your owners manual.

### **Bad Ammunition**


The old adage is, “You get what you pay for.” And in the case of ammunition that adage couldn't be more true. Over the years we have seen many damaged firearms due to cheap, poor quality, poorly manufactured ammunition. While we can't recommend specific brands of ammo, in general, stay with the name brands that you recognize.

### **Unknown and Untried Solvents and Cleaners**

Many firearms have been brought to our shop with discolored and crumbling synthetic butt pads and stocks. Discolored wood stocks, rusted and seized bolts and actions, melted synthetic frames (from harsh chemicals) and other damages mostly caused by garage/household chemicals never designed or intended for use on fine woods, synthetics, and gun steels, or T7075 alloy. If you don't know for a fact, the firearms acceptance of the household chemical you are going to use on your firearm, **DON'T USE IT**. Again saving a little bit of money by not purchasing quality gun cleaners, treatments, and solvents can cost you a great deal of money in the long term. If you have questions concerning cleaning and treatment chemicals, please feel free to ask a question with any of the staff of Ozarks Gunsmithing.

### **Improper Storage**

- **Gun Cabinets** - Be sure all firearms are thoroughly cleaned, lubricated, and dry. A dehumidifier or desiccants should always be used. This also is true for vault and safe storage.
- **Soft Gun Bags**— Beware of gun bags with imitation, fleecy type liners. They tend to wick moisture and cause premature or long term rusting.
- **NEVER** store a gun that has not been cleaned after shooting. The potential corrosion and rust pitting could ruin your firearm including the chamber and the twisting in a rifled barrel.
- **Family Heirlooms and Long Term Storage** and preservation require special treatment and storage including a deep gunsmith clean, coating the firearm in a special silicon based chemical, and a special long term storage bag manufactured to preserve the firearm and prevent rusting. This type of preparation for storage is available from Ozarks Gunsmithing and is well worth the expense to impede any further firearm degradation .
- Try not to store firearms and ammunition in the same location.



**AMERICAN  
GUNSMITH**