

**Ozarks
Gunsmithing
Company**
offers several
brochures and
flyers written to
be informative
and educational
on various gun
topics.

Available Topics are:


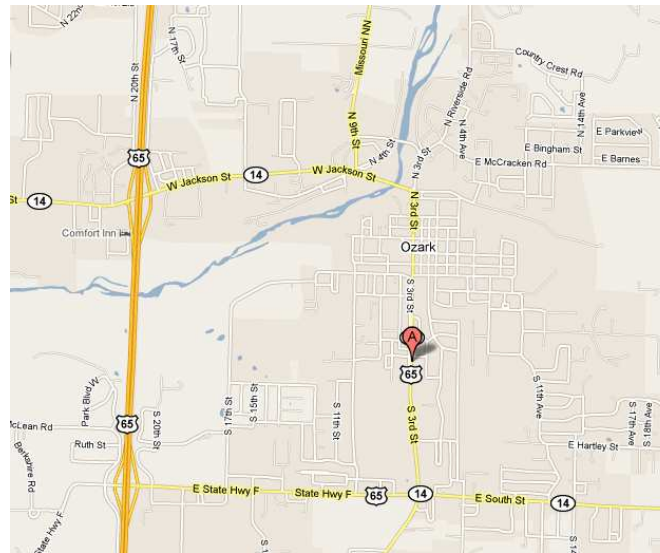
- Fix All Your Guns
- **Cleaning**
- Firearm Restoration
- Bluing, Parkerizing, and Coatings
- Firearm Enhancement
- CCW Guide
- Sights and Scopes

Other topics will be covered as our customers ask more questions and need to have straight up answers based upon our decades of experience.

Always feel free to ask questions. We really do not consider any question a dumb one.

Easy Access

Located in **Ozark, Missouri** with easy access from Highway 65, Highway 14, and Highway F. on Business 65 or South 3rd Street.



1018 S. 3rd Street
Ozark, MO 65721
417.343.7579
www.ozarksgunsmithing.com
gunsmith@ozarksgunsmithing.com

**Good Old
Fashioned
Service !**

Cleaning



Clean

ALL of your Firearms!



1018 S. 3rd Street
Ozark, MO 65721
417.343.7579
www.ozarksgunsmithing.com
gunsmith@ozarksgunsmithing.com

Cleaning Definitions....

➤ The cleaning and maintenance of any firearm is essential for the safe, efficient, and accurate function of the firearm.

➤ It has been the experience of the Ozarks Gunsmithing Staff that up to 30% of firearm failures are the direct or indirect result of the shooter improperly cleaning or maintaining their firearm on a regular basis.

➤ In general, the following causes of firearm failure events are constituted by the following reasons:

- Metal/Composite fatigue caused by use, misuse, abuse, age, and standard wear
- **Lack of proper maintenance and cleaning of the firearm**
- Shooter attempted repairs
- Improper, cheap, dirty ammunition
- Improperly made secondary market parts manufacturing.
- Improperly designed OEM Parts
- Improperly fitted or misapplied parts in an attempted repair
- Over lubrication of moving parts
- Improper use of the firearm by the shooter such as caliber misapplication
- Field accidents that cause the firearm stock and movement breakage
- Improper maintenance prior to long term storage
- Misfires and squib loads

➤ Regardless of the type of firearm being cleaned, we strongly urge the shooter to refrain from disassembly of the firearm beyond their ability to safely and competently re-assemble the firearm. Let the professionals handle the “deep” cleans.

➤ **Frequency of Cleaning**

A firearm should be cleaned by the shooter after every occasion of shooting. In general, the shooter should :

1. **Always check and double check the firearm to insure it is not loaded.** Remove all ammunition from the cleaning area.
2. Wipe the outside of the firearm with a dry cotton cloth and insure it is completely dry from all moisture. Stains, etc can be removed using a very mild solvent such as Hoppes #9™. This will not harm wood stocks. However, you should test the solvent prior to use. Dry again.
3. Clean the inside of the barrel and chamber or cylinder with a mild solvent, such as Hoppes #9™, and a bore snake. Always direct the bore snake away from the chamber and pull through the muzzle end of the firearm. This should be done until all residuals are removed and you have a polished, shiny surface inside the barrel.

An example of a bore snake for cleaning.




4. Cotton Swabs can be used in and around the chamber or cylinder. Be sure not to leave cotton fibers in the cleaning area. If need be, remove with tweezers without scratching the surface.

Dependent on the volume of shooting and shooting frequency, the firearm should be brought to Ozarks Gunsmithing for a deep Gunsmith Clean. Our techniques for cleaning are a bit old fashioned when compared to other cleaning methods available and they take a bit more time. Because we breakdown each firearm to its individual components for cleaning, we also inspect each piece for other potential problems, such as metal fatigue or wear, that require attention to prevent firearm failure in the future.

Generally, this type of clean should be done twice yearly with the shooters cleaning being performed after each shoot.

This type of care and technique is what separates Ozarks Gunsmithing from the other guys who drop your firearm into a bath and call it clean. It's not. When you get your firearm back from us....it's clean. Thoroughly. Less down-time, more reliable, safer, providing accuracy and longevity.



**AMERICAN
GUNSMITH**